











HDX Covid-19 Data Explorer: On-Demand Snapshot, 24 May 2022 [13:05 UTC]



THE 28 COUNTRIES WITH A HUMANITARIAN RESPONSE PLAN BY NUMBER OF NEW COVID-19 CASES PER 100,000 PEOPLE

COUNTRY	WEEKLY NUMBER OF NEW CASES PER 100,000	WEEKLY NUMBER OF NEW DEATHS	DELIVERED VACCINE DOSES	POPULATION COVERAGE BY NUMBER OF DELIVERED DOSES	ADMINISTERED VACCINE DOSES	SCHOOL CLOSURES	FOOD MARKET PRICES IN CRISIS	CURRENT HRP FUNDING
1 Guatemala	13.0 (-28%) ↘	72 (-34%) ↘	19,190,460	57%	17,289,566	Fully open	44%	14%
2 Ukraine	6.4 (-21%) ↘	48 (+26%) ↗	46,608,832	53%	31,668,577	Fully open	75%	No Data
3 Burundi	4.3 (+90%) ↗	0 (0%) →	802,400	3%	12,651	Fully open	48%	2%
4 Honduras	3.3 (-43%) ↘	0 (-100%) ↘	17,276,903	87%	13,927,995	Closed	51%	23%
5 oPt	2.6 (-53%) ↘	2 (N/A) →	5,889,870	58%	3,720,221	Fully open	25%	24%
6 Iraq	2.1 (0%) →	0 (-100%) ↘	20,010,093	25%	18,190,992	Partially open	29%	13%
7 Afghanistan	1.1 (+35%) ↗	7 (+17%) ↗	15,308,850	20%	6,066,579	Partially open	44%	30%
8 Venezuela	0.8 (-23%) ↘	3 (+50%) ↗	46,327,095	81%	37,860,994	Fully open	0%	No Data
9 Libya	0.5 (-6%) ↘	0 (0%) →	9,197,322	67%	3,456,207	Fully open	0%	63%
10 Ethiopia	0.3 (+40%) ↗	2 (N/A) →	54,779,810	24%	29,373,478	Fully open	45%	No Data
11 Mali	0.3 (-33%) ↘	1 (N/A) →	4,513,420	11%	1,993,965	Academ ic break	75%	11%
12 Myanmar	0.2 (-6%) ↘	0 (0%) →	62,688,787	58%	56,989,806	Fully open	37%	9%
13 Mozambique	0.2 (-5%) ↘	0 (0%) →	34,777,686	56%	31,616,078	Fully open	15%	17%
14 Niger	0.1 (-33%) ↘	0 (-100%) ↘	6,039,170	12%	2,845,107	Academ ic break	56%	11%
15 Sudan	0.1 (-26%) ↘	3(+200%) ↗	10,651,610	12%	7,096,087	Fully open	100%	15%
16 Syrian Arab Republic	0.1 (-59%) ↘	0 (0%) →	13,501,140	39%	3,799,075	Fully open	86%	17%
17 Burkina Faso	0.0 (0%) →	0 (0%) →	7,312,630	17%	2,928,989	Fully open	86%	15%
18 Central African Republic	0.0 (-82%) ↘	0 (0%) →	2,524,834	26%	1,037,580	Academ ic break	22%	36%

COUNTRY	WEEKLY NUMBER OF NEW CASES PER 100,000	WEEKLY NUMBER OF NEW DEATHS	DELIVERED VACCINE DOSES	POPULATION COVERAGE BY NUMBER OF DELIVERED DOSES	ADMINISTERED VACCINE DOSES	SCHOOL CLOSURES	FOOD MARKET PRICES IN CRISIS	CURRENT HRP FUNDING
19 Cameroon	0.0 (0%) →	0 (0%) →	3,944,350	7%	1,828,882	Fully open	0%	 13%
20 Democratic Republic of the Congo	0.0 (-100%) ↘	0 (0%) →	8,901,920	5%	881,240	Fully open	18%	 10%
21 Colombia	0.0 (-100%) ↘	0 (-100%) ↘	128,830,947	127%	83,585,958	Fully open	75%	 10%
22 Haiti	0.0 (-100%) ↘	0 (0%) →	795,600	3%	278,982	Fully open	25%	 8%
23 Nigeria	0.0 (-16%) ↘	0 (0%) →	86,529,590	21%	41,091,354	Fully open	49%	 18%
24 El Salvador	0.0 (0%) →	1 (0%) →	13,016,668	100%	10,680,432	Partially open	13%	 8%
25 Somalia	0.0 (-91%) ↘	0 (0%) →	6,347,040	20%	2,679,487	Fully open	58%	 17%
26 South Sudan	0.0 (-90%) ↘	0 (0%) →	2,693,170	12%	723,341	Fully open	17%	 24%
27 Chad	0.0 (-50%) ↘	0 (0%) →	4,475,110	14%	2,347,168	Fully open	31%	 15%
28 Yemen	0.0 (0%) →	0 (0%) →	2,596,000	4%	828,687	Fully open	59%	 25%

This on-demand daily provides a set of key indicators related to the pandemic environment in the 28 countries with a Humanitarian Response Plan (HRP). Data is updated as it becomes available and managed by the Humanitarian Data Exchange (HDX) of OCHA's Centre for Humanitarian Data. | Food Market Prices In Crisis represents the percentage of commodities in crisis. | Sources: Cases and Deaths: [World Health Organization](#); Vaccine-related Indicators: [COVAX \(WHO, GAVI, CEPI\)](#), [UNDESA, Press Reports, Our World in Data](#); School Closures: [UNESCO](#); Food Market Prices in Crisis: [World Food Program](#); HRP Funding: [UNOCHA-Financial Tracking Service](#). | To explore further, please visit <https://data.humdata.org/visualization/covid19-humanitarian-operations/>. For questions/feedback, contact centrehumdata@un.org.